



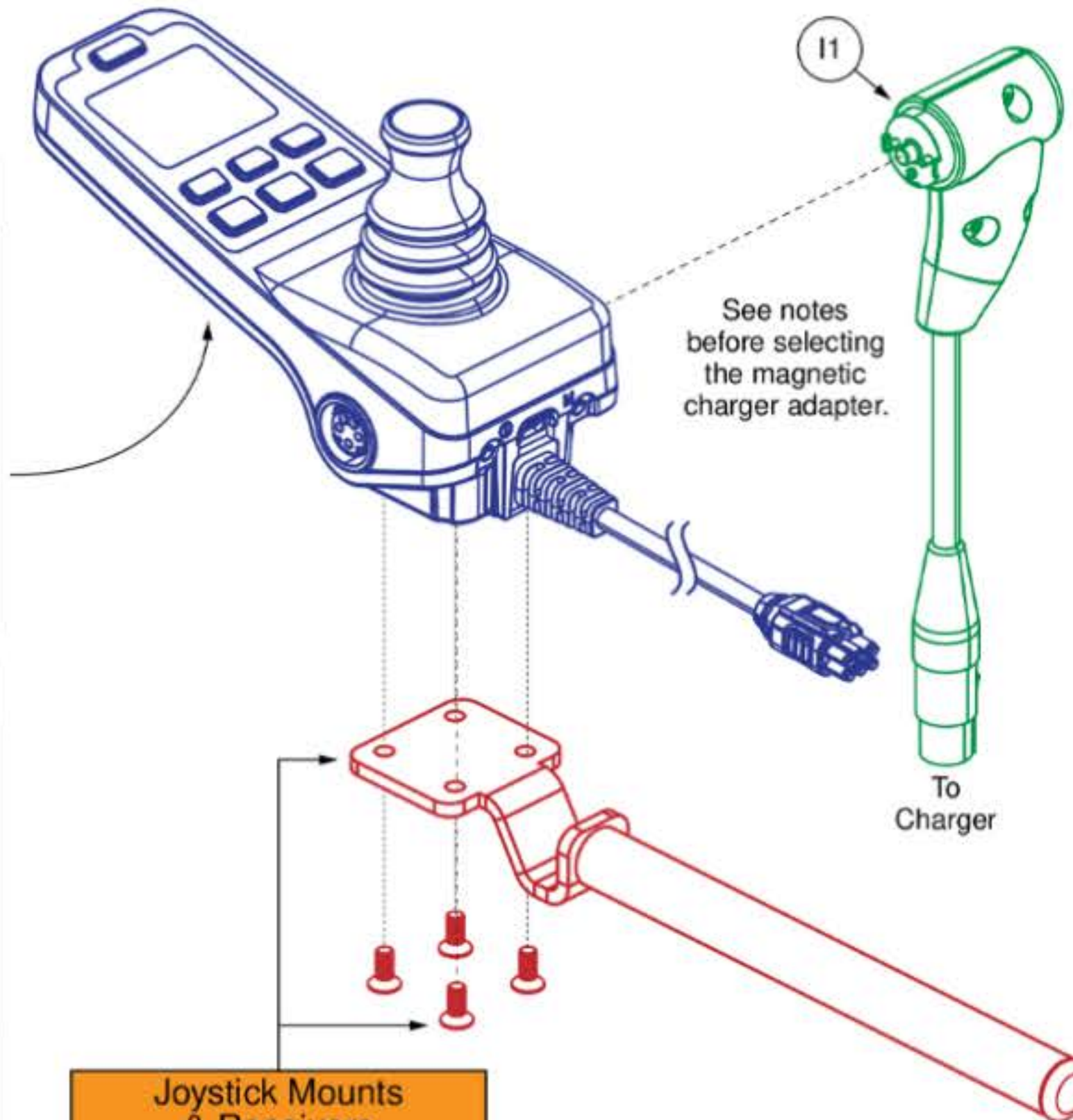
## Q-Logic 3e Joysticks

### Joystick Replacement Notes:

- The proper joystick assembly with programming must be selected to ensure the unit functions as intended.
- A pre-programmed SD card is NOT required when replacing or retrofitting a Q-Logic 3e joystick on a unit. The latest firmware and program file are stored internally on the new joystick.
- The Q-Logic 3e joystick is compatible with all previous and current units equipped with Q-Logic 3 electronics and can be used in place of the Q-Logic 3 EX joystick.
- The magnetic charger adapter is only compatible with joysticks that have shipped on or after August 27th, 2022. A compatible joystick will have two charger ports, an XLR port on the left and magnetic charger port on the right.

R-TRAK Joysticks w/ Programming			
Ref#	Part Number	Motor Program	Seating Function
(A1)	ELE2300627	6.25 mph, 2-Pole	Static
(B1)	ELE2300626	6.25 mph, 2-Pole	Power Positioning
(C1)	ELE2300625	7 mph, 4-Pole	Static
(D1)	ELE2300624	7 mph, 4-Pole	Power Positioning

Replacement Components			
(F1)	Joystick Knob		Overlay w/ Installation Instructions (G1)
JSK	Web Link: Aftermarket Knobs		(H1) Rubber Boot



Joystick Mounts & Receivers	
(E1)	Standard Inline
JSM	Web Link: Additional Mounts
JSR	Web Link: Joystick Receivers