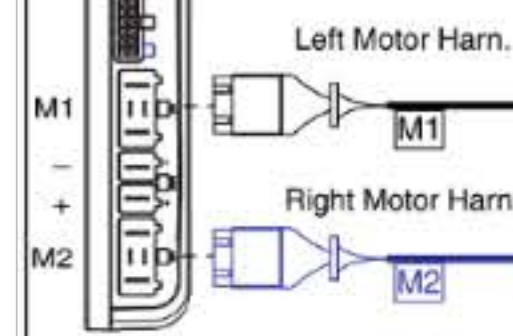


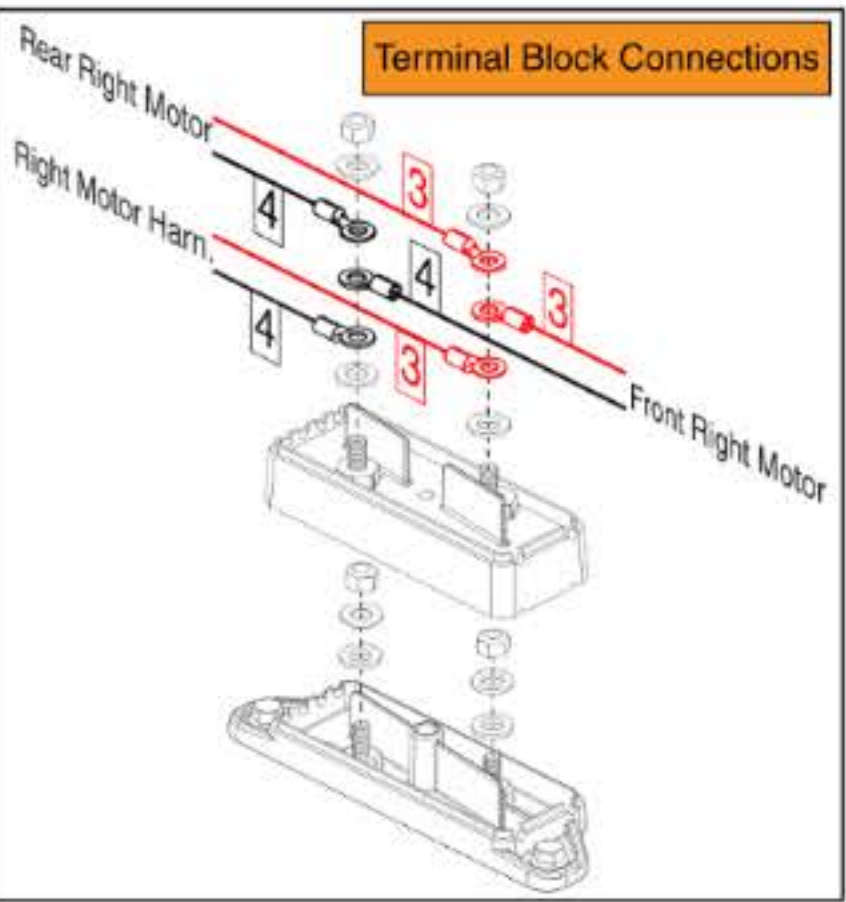
Motor Harn. Connections



Web Links

WL1	Terminal Block
WL2	Left Motor Harn.

Terminal Block Connections



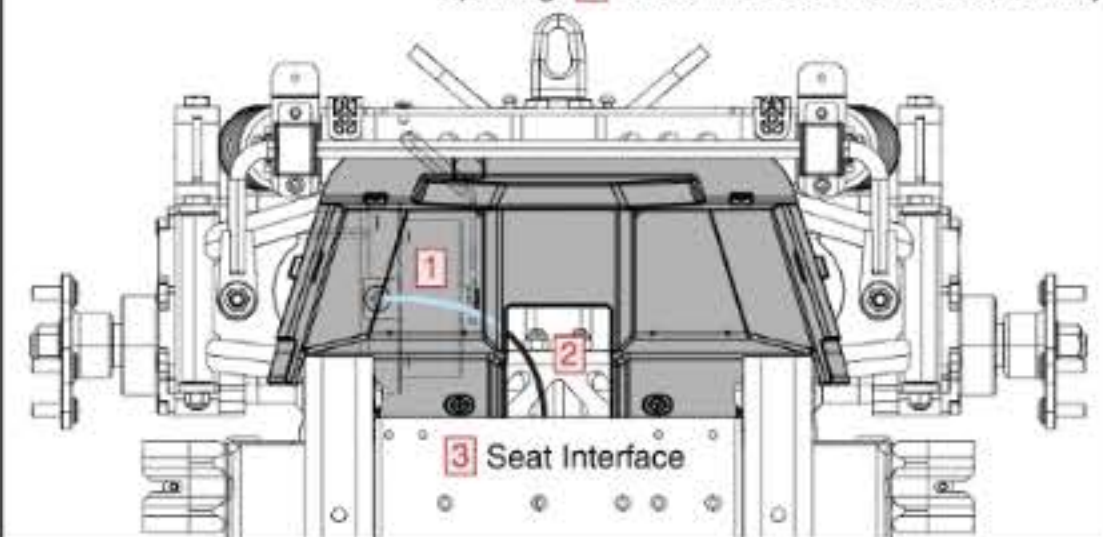
Note: Parts of the rear frame and suspension are shown removed for illustration purposes only.

Motor Harn. Wire Routing

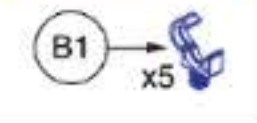
The motor harness wire routes:
1 Through the rear opening in the frame.
2 Through the top opening in the frame near the terminal block.

Rear Motor Wire Routing

The rear motor wire routes: **1** Under the motor liner shroud. **2** Up and through the shroud opening. **3** Under the seat interface assembly.



Harness Clip



Front Motor Wire Routing

The front motor wire routes:
1 Through the first three harness clip.
2 Under the right side of the tie rod.
3 Through the fourth harness clip.
4 Under the middle part of the tie rod.
5 Through the fifth harness clip.
6 Through the opening in the side of the frame and back towards the terminal block.